

Submitting your thesis

1. Enter the title of your thesis in the Dissertation/Thesis title field.
2. Enter your email and name. Once finished, select Union College – Schenectady for the institution. If you need to edit any of the information, select the edit button on the upper right corner of the dialogue box. If you want to have access to your thesis after you graduate be sure to enter your permanent email.
3. Enter in the date of conferral for your honors degree.



REQUIRED Title

Please enter the title using Headline Capitalization. It should be entered exactly as it appears in the manuscript of your dissertation or thesis.


Dissertation/Thesis Title:

REQUIRED Author

Search For An Author Using: Last Name, First Name, Email, or Institution

1 (doejohn@union.edu) John Doe , Union College - Schenectady  

Email	First	Middle	Last	Suffix	Institution
<input type="text" value="doejohn@union.edu"/>	<input type="text" value="John"/>	<input type="text"/>	<input type="text" value="Doe"/>	<input type="text"/>	<input type="text" value="Union College - Schenectady"/>



REQUIRED Date of Award

Month	Year
<input type="text" value="July"/>	<input type="text" value="2018"/>

4. Under document type, select from: Open Access, Union College Only, or Restricted (Opt-Out) according to what has been selected on the [Union College Honors Thesis Copyright and Permission Form](#). The author has control of what level of access is permitted to their work based on the option selected on this form.
5. Select the appropriate degree type (Bachelor of Arts or Bachelor of Science).

REQUIRED Document Type

Document Type:

Open Access ▼

Degree Name

Name of the degree associated with the work as it appears within the work. (example: Masters in Operations Research)

Degree Name:

Bachelor of Arts ▼

6. Select the department(s) where you conducted your studies. Up to two can be selected.
7. Enter the name(s) of your advisor. You can input up to three names if necessary.

Department

Department:

None ▼

Second Department

Department:

None ▼

First Advisor

First Advisor:

Second Advisor

Second Advisor:

8. Enter any keywords based on the content of your thesis that you think might help researchers discover your work.

Keywords

Please enter up to 10 keywords or phrases, separated by commas. To enhance the indexing and retrieval of your dissertation or thesis, you may add up to six keyword descriptors. These will help identify and classify your thesis or dissertation; for example, geographical locations or scientific names not mentioned in your title or abstract might be listed.

Keywords:

9. Browse through disciplines by pressing the plus button next to each term. Select up to five subjects that best describe your thesis. For a complete list of categories, click [here](#).

Subject Categories

Please select the subject category that best fits your Dissertation/Thesis. Subject Categories will help the indexing of your dissertation or thesis and the eventual retrieval of it by interested parties. Click [here](#) to view the complete list of disciplines.

Available:		Selected:
<ul style="list-style-type: none"><input type="checkbox"/> Architecture<input type="checkbox"/> Arts and Humanities<input type="checkbox"/> Business<input type="checkbox"/> Education<input type="checkbox"/> Engineering<input type="checkbox"/> Law<input type="checkbox"/> Life Sciences<input type="checkbox"/> Medicine and Health Sciences<input type="checkbox"/> Physical Sciences and Mathematics<input type="checkbox"/> Social and Behavioral Sciences	<input type="button" value="Select »"/> <input type="button" value="« Remove"/>	<div style="border: 1px solid #ccc; height: 150px; width: 100%;"></div>

10. Copy and paste the abstract from your thesis directly into the text box.

11. If you have chosen option 3 on the [Union College Honors Thesis Copyright and Permission Form](#) choose the amount of time you would like your work to be inaccessible under Embargo Period.

12. Select the Rights Statement – In Copyright – Educational Use Permitted

Abstract

Learn how your abstract can [improve the discovery of your article](#) in Google and Google Scholar.

Paste or type Abstract:

B *I* | | | x_2 x^2 | HTML

|

This thesis focuses on women struggling with social rules and gender restrictions in Victorian and Edwardian English manor houses. The culture of the manor home had an incredibly powerful impact on the female protagonists of the literary texts I analyze, and in this thesis, I demonstrate how it stifled the growth and agency of women. With the end of the age of the British Great Houses in the twentieth century, there was the simultaneous rise of the New Woman, an emerging cultural icon that challenged conservative Victorian conventions.]

Embargo Period

Please select the length of time you would like your Dissertation/Thesis to be placed under Embargo.

Embargo Expiration

No Embargo Required ▾

Rights Statement

Select a [Rights Statement](#).

In Copyright - Educational Use Permitted ▾

13. Enter any additional text you wish to be displayed with your thesis. Note that this field is optional.

Comments

Additional text to be displayed on index page.

Comments:

B *I* | | | x_1 x^2 | HTML

| |

14. Select your pdf thesis file from your computer or remote storage, and press submit.

Upload Full Text

To locate your file: Click the **Browse** or **Choose File** button to locate your manuscript on your computer.

Full text of submission:

- Upload file from your computer
- Import file from remote site
- Link out to file on remote site

Please upload the full text of your submission:

2016_BurbanoE2.pdf

Additional Files

Please check this if you'd like to add additional files

This may take a while. Please only click once.